



15th European congress for Paediatric Anaesthesiology
2–4 October 2025, Berlin, Germany



ORAL PRESENTATION INSTRUCTION

- **Length of the presentation**
 - **Main panels:** please see [THE PROGRAMME](#) for exact timing
 - **Best abstract session:** 6 minutes for presentation + 2 minutes for discussion (maximally 6 slides)
- **Format of the presentation:** PPTX (PowerPoint) or PDF, 16:9 format
- **Upload your presentation online through the [Congress platform](#) or onsite in the Speaker Ready Room; Room Bernstein 1 (ground floor)**
- All presenters within panels in Main Hall (Saphir Hall) can **upload their presentation online through the [Congress platform](#) or onsite in the Speaker Ready Room; Room Bernstein 1 (ground floor)**. Please announce yourself to the AV technician in the Speakers' Ready Room at least 60 minutes before the scheduled session time.
- Please note **PBL and WORKSHOPS speakers** will upload their presentation **in their assigned room**.
- **Presentation template with COI**

Preparing your presentation

- Please prepare your presentation in **16:9 format** (screen are in format ratio 16:9).
- We recommend you save your PowerPoint presentation using PPTX format or PDF.
- Please include **Conflict of Interest Disclosure** in your presentation (included also in our **template**).

Presentation Template

The intro and background template slides are available **HERE**. It is not mandatory to use them for the presentation(s).

Uploading your presentation

On-line (before the Congress)

- Upload your presentation directly to the [PLATFORM](#).

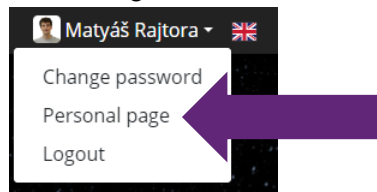


15th European congress for Paediatric Anaesthesiology

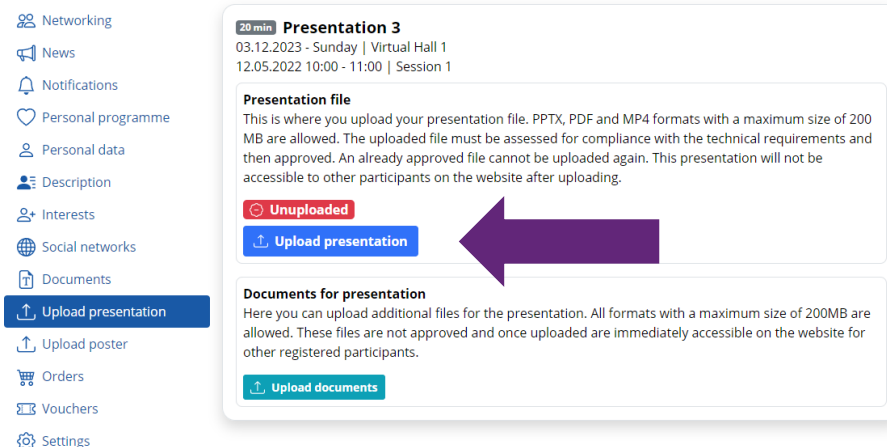
2–4 October 2025, Berlin, Germany



- After logging in (top right corner) using the same email, you have used for the registration, visit the “Personal Page”



- To upload your presentation(s), click on “**Upload presentation**”.
- Select your presentation file from your computer and upload it (**the size** of the presentation must be no larger than 200 MB).
- Supported file types are PPTX, PDF and MP4 video (*older versions of PowerPoint PPT are not supported; In case you have saved your presentation in an older version of PowerPoint PPT, please save it again in the new PPTX version. This is possible with newer versions of MS PowerPoint 2013 and above.*)
- Deadline for online submission of the presentation: **31 September 2025**.



- Your presentation can be re-uploaded whenever you make any changes in it. However always arrive at the Speaker Ready Room early and check with the technical support that your presentation is successfully uploaded. You can of course re-upload it on-site as well.

In case of problems, contact technical support at the following e-mail address
– novakj@guarant.cz

On-site

- All presentations must be uploaded in “**Speaker Ready Room**”; **Room Bernstein** (ground floor) and **at least 30 minutes in advance of your session**.



15th European congress for Paediatric Anaesthesiology

2–4 October 2025, Berlin, Germany



- We kindly ask you to bring your presentation on USB memory stick or External hard drive (USB-A/USB-C) to the Speaker Ready Room where the technicians will upload the presentation into the system.

Opening hours

Thursday, 2 October 2025	08:30–19:00
Friday, 3 October 2025	07:30–19:00
Saturday, 4 October 2025	08:00–13:00

Giving a lecture and AV equipment

- Main session hall is equipped with standard PowerPoint presentation facilities/ AV items.
 - Screen + Data projector or Plasma screen
 - Presenter/ Remote control/ Laser pointer
 - Microphone(s) + Sound system
 - Notebook (placed on the lectern) with presentation system (connected to the Speaker Ready Room)
 - Comfort (preview) monitors
 - Timer

Other information

- A technician is available in the main session room to provide assistance when needed and the runner for smaller rooms.
- Please be present in the session room 15 minutes prior the start of your session and follow the instructions from the Chairs and/or technician. During your presentation a remote control will be available for controlling your presentation.
- **Please observe the time allotted to you** as you will not be permitted to speak for longer time. Additional minutes is reserved for discussion.
- **Please be informed that presenting from your personal computer is not permitted unless it is inevitable.** All presentation/ videos must be uploaded into the system in the Speaker Ready Room located in the **Room Bernstein 1 (ground floor)**
- Please note that we cannot guarantee the quality of MacIntosh-based presentations, please check in advance (2 hours before your session starts) their Windows compatibility.



15th European congress for Paediatric Anaesthesiology

2–4 October 2025, Berlin, Germany



- At the end of the Congress, all presentations will be deleted from the presentation system and computers on-site.
- **All the information provided in a presentation is the full responsibility of the author.**

HOW TO WORK WITH THE ESPA 2025 CONGRESS PLATFORM

Important information

- Visit the congress platform available here: <https://espa2025.gcon.me/>
- Log in to the platform (top right corner) using the same email, you have used for the registration.
- Upload your presentation and manage your personal page.

Logging in to the platform

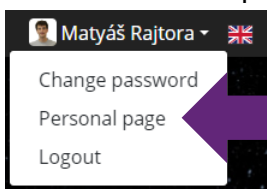
- In the top right corner – select **Login**.



- The first time you log in, you will be asked to enter the password. This password is sent automatically once you enter the correct email address you have used for the registration (*the password can be changed later in your personal page*).

Personal Page

- After logging in you can **manage your profile** under the field with your name called “Personal page”.



- Please fill in your personal profile and upload your photo.
- On your personal page, you can find:



15th European congress for Paediatric Anaesthesiology

2–4 October 2025, Berlin, Germany



- Personal Info
- Networking
- News, Notifications
- Personal Programme
- Presentation upload
- Certificates

Networking

- The “Networking” function enables you to communicate with other speakers and participants.
- Using Networking:
 - You can access Networking by clicking at the “envelope” icon in the top right corner of the screen.
 - You can then search for speakers or participants and send them a message.
 - Feel free to use the platform and communicate with other speakers even in advance before the Congress.
 - If you don’t want to receive any messages, you can turn off the networking feature in your profile settings.
- We don’t share any contact details or personal information; communication is managed only through the ESPA Congress Platform.